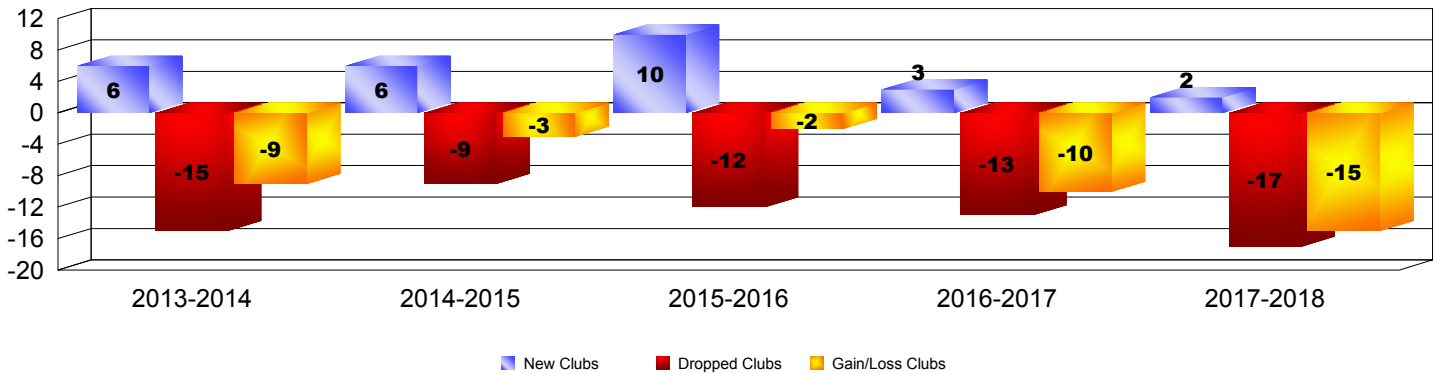
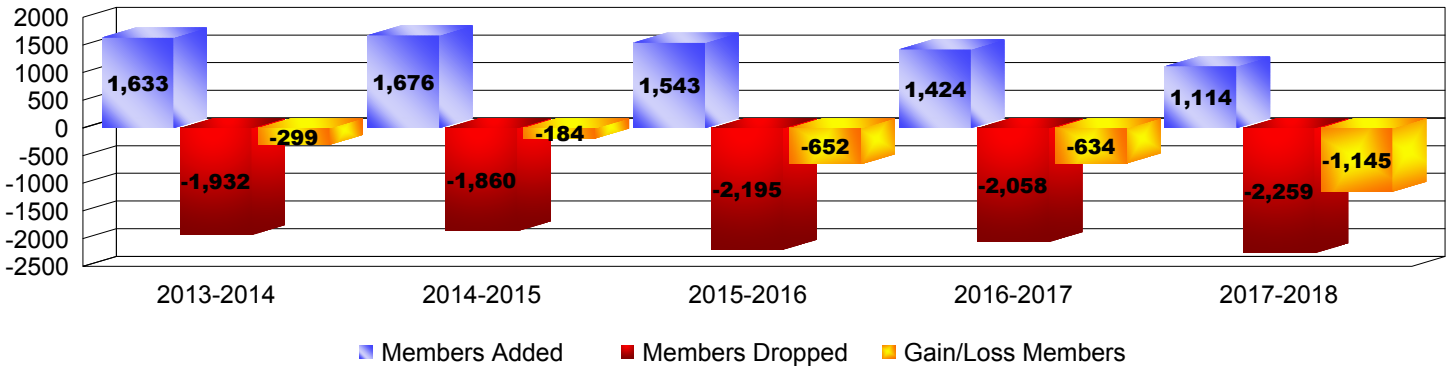


| Year | New Clubs | Dropped Clubs | Gain/Loss Clubs | New Members | Charter Members | Reinstate Members | Transfer Members | Total Member Added | Total Members Dropped | Gain/Loss Members |
|----------------|-----------|---------------|-----------------|-------------|-----------------|-------------------|------------------|--------------------|-----------------------|-------------------|
| 2013-2014 | 6 | -15 | -9 | 1345 | 148 | 34 | 106 | 1633 | -1932 | -299 |
| 2014-2015 | 6 | -9 | -3 | 1432 | 157 | 21 | 66 | 1676 | -1860 | -184 |
| 2015-2016 | 10 | -12 | -2 | 1159 | 254 | 22 | 108 | 1543 | -2195 | -652 |
| 2016-2017 | 3 | -13 | -10 | 1161 | 114 | 8 | 141 | 1424 | -2058 | -634 |
| 2017-2018 | 2 | -17 | -15 | 938 | 78 | 16 | 82 | 1114 | -2259 | -1145 |
| Average | 5 | -13 | -8 | 1207 | 150 | 20 | 101 | 1478 | -2061 | -583 |

Clubs




Members



Membership Composition

June 2018 Cumulative



Gender Comparison

June 2018 Cumulative

